

	Monday	Tuesday	Wednesday	Thursday	Friday	Saturday	Sunday
Week 1	<div><div></div><div>h</div><div>min</div><div></div></div>	<div><div></div><div>h</div><div>min</div><div></div></div>	<div><div></div><div>h</div><div>min</div><div></div></div>	<div><div></div><div>h</div><div>min</div><div></div></div>	<div><div></div><div>h</div><div>min</div><div></div></div>	<div><div></div><div>h</div><div>min</div><div></div></div>	<div><div></div><div>h</div><div>min</div><div></div></div>
Week 2	<div><div></div><div>h</div><div>min</div><div></div></div>	<div><div></div><div>h</div><div>min</div><div></div></div>	<div><div></div><div>h</div><div>min</div><div></div></div>	<div><div></div><div>h</div><div>min</div><div></div></div>	<div><div></div><div>h</div><div>min</div><div></div></div>	<div><div></div><div>h</div><div>min</div><div></div></div>	<div><div></div><div>h</div><div>min</div><div></div></div>
Week 3	<div><div></div><div>h</div><div>min</div><div></div></div>	<div><div></div><div>h</div><div>min</div><div></div></div>	<div><div></div><div>h</div><div>min</div><div></div></div>	<div><div></div><div>h</div><div>min</div><div></div></div>	<div><div></div><div>h</div><div>min</div><div></div></div>	<div><div></div><div>h</div><div>min</div><div></div></div>	<div><div></div><div>h</div><div>min</div><div></div></div>
Week 4	<div><div></div><div>h</div><div>min</div><div></div></div>	<div><div></div><div>h</div><div>min</div><div></div></div>	<div><div></div><div>h</div><div>min</div><div></div></div>	<div><div></div><div>h</div><div>min</div><div></div></div>	<div><div></div><div>h</div><div>min</div><div></div></div>	<div><div></div><div>h</div><div>min</div><div></div></div>	<div><div></div><div>h</div><div>min</div><div></div></div>
First four weeks has gone! Remember to take a picture of your teeth!							
Week 5	<div><div></div><div>h</div><div>min</div><div></div></div>	<div><div></div><div>h</div><div>min</div><div></div></div>	<div><div></div><div>h</div><div>min</div><div></div></div>	<div><div></div><div>h</div><div>min</div><div></div></div>	<div><div></div><div>h</div><div>min</div><div></div></div>	<div><div></div><div>h</div><div>min</div><div></div></div>	<div><div></div><div>h</div><div>min</div><div></div></div>
Week 6	<div><div></div><div>h</div><div>min</div><div></div></div>	<div><div></div><div>h</div><div>min</div><div></div></div>	<div><div></div><div>h</div><div>min</div><div></div></div>	<div><div></div><div>h</div><div>min</div><div></div></div>	<div><div></div><div>h</div><div>min</div><div></div></div>	<div><div></div><div>h</div><div>min</div><div></div></div>	<div><div></div><div>h</div><div>min</div><div></div></div>
Week 7	<div><div></div><div>h</div><div>min</div><div></div></div>	<div><div></div><div>h</div><div>min</div><div></div></div>	<div><div></div><div>h</div><div>min</div><div></div></div>	<div><div></div><div>h</div><div>min</div><div></div></div>	<div><div></div><div>h</div><div>min</div><div></div></div>	<div><div></div><div>h</div><div>min</div><div></div></div>	<div><div></div><div>h</div><div>min</div><div></div></div>
Week 8	<div><div></div><div>h</div><div>min</div><div></div></div>	<div><div></div><div>h</div><div>min</div><div></div></div>	<div><div></div><div>h</div><div>min</div><div></div></div>	<div><div></div><div>h</div><div>min</div><div></div></div>	<div><div></div><div>h</div><div>min</div><div></div></div>	<div><div></div><div>h</div><div>min</div><div></div></div>	<div><div></div><div>h</div><div>min</div><div></div></div>
Take another picture of your teeth. Can you see the change already?							
Week 9	<div><div></div><div>h</div><div>min</div><div></div></div>	<div><div></div><div>h</div><div>min</div><div></div></div>	<div><div></div><div>h</div><div>min</div><div></div></div>	<div><div></div><div>h</div><div>min</div><div></div></div>	<div><div></div><div>h</div><div>min</div><div></div></div>	<div><div></div><div>h</div><div>min</div><div></div></div>	<div><div></div><div>h</div><div>min</div><div></div></div>
Week 10	<div><div></div><div>h</div><div>min</div><div></div></div>	<div><div></div><div>h</div><div>min</div><div></div></div>	<div><div></div><div>h</div><div>min</div><div></div></div>	<div><div></div><div>h</div><div>min</div><div></div></div>	<div><div></div><div>h</div><div>min</div><div></div></div>	<div><div></div><div>h</div><div>min</div><div></div></div>	<div><div></div><div>h</div><div>min</div><div></div></div>
Week 11	<div><div></div><div>h</div><div>min</div><div></div></div>	<div><div></div><div>h</div><div>min</div><div></div></div>	<div><div></div><div>h</div><div>min</div><div></div></div>	<div><div></div><div>h</div><div>min</div><div></div></div>	<div><div></div><div>h</div><div>min</div><div></div></div>	<div><div></div><div>h</div><div>min</div><div></div></div>	<div><div></div><div>h</div><div>min</div><div></div></div>
Week 12	<div><div></div><div>h</div><div>min</div><div></div></div>	<div><div></div><div>h</div><div>min</div><div></div></div>	<div><div></div><div>h</div><div>min</div><div></div></div>	<div><div></div><div>h</div><div>min</div><div></div></div>	<div><div></div><div>h</div><div>min</div><div></div></div>	<div><div></div><div>h</div><div>min</div><div></div></div>	<div><div></div><div>h</div><div>min</div><div></div></div>
Twelve weeks has gone! Take another picture and see the difference.							



Patient of Eva Maria Salas, Orthodontist, Spain

Contact your dentist for more specific instructions.

LMDental™
LM-Instruments Oy
Norrbyn rantatie 8 | FI-21600 Parainen, Finland
info@lm-dental.com | www.lm-dental.com
www.lm-activator.com

My LMActivator™

A TOOTH ALIGNER AND ACTIVATOR MADE OF SOFT SILICONE

It supports the healthy development of your child's teeth and jaws. If a tooth is not developing in the right way, LM-Activator™ can gently guide it to the correct place and position. At the same time, LM-Activator™ supports the natural growth of the face for achieving a healthy relationship between upper and lower jaws. Intervening already when a small problem or risk is detected may prevent it from developing into a bigger problem.

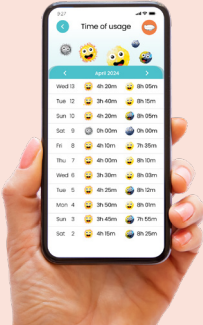
LM-Activator™ has been used by at least a million patients around the world during over 20 years for correcting malocclusions and guiding teeth and jaw to a healthy growth. All LM-Activators™ are developed and manufactured in Finland.

MY LM-ACTIVATOR™ -APP

Supporting patients and parents during the important first weeks of My LM-Activator™ treatment.

- Reminders & motivational pop-ups
- Logbook
- Supportive instructions
- FAQ section for most common questions about the use

Read more and download
My LM-Activator™ app



0825 IM1062EN We reserve the right to make any changes

HOW TO USE LMActivator™

LM

feel the
difference



MY LM-ACTIVATOR™ -APP

The application provides guidance and confidence to patients and parents during the first important weeks of My LM-Activator™ treatment.



Dentist's instructions of use:

Dentist fills in:

Daytime use:

Yes hoursNo

Night time use: Every night while sleeping.

Other instructions:

Bring LM-Activator™ & this chart of use to the dentist's appointment.

How do I use LM-Activator™?

Check that it is not upside down.

Put LM-Activator™ in your mouth and close your lips.

Keep your teeth in LM-Activator™ but don't chew or move your jaw back and forth.


Contact your dentist if:

- You need help with using the appliance or following the instructions.
- Your LM-Activator™ is broken.
- You feel chafing or pressure for several days/weeks.

What is LM-Activator™?

LM-Activator™ guides your teeth to the correct place

- when new teeth are growing out
- when a tooth is in the wrong place



By helping you keep the jaw in the right place, LM-Activator™ helps the face develop and grow in a healthy way.



If your tongue is lying on the floor of the mouth, LM-Activator™ helps the tongue find the roof of the mouth.

If a tooth is already in the correct place, LM-Activator™ helps it to stay there.

Getting started


The more you use LM-Activator™, the easier it gets!

You will soon get used to it and remember it easily.

In the daytime, use LM-Activator™ e.g. during TV or game time or while doing homework.

In the beginning, your mouth can get tired just like in any other kind of training.

This is normal and will go away after a while.



Before you get used to it, LM-Activator™ may fall out while you sleep.

- Practice using LM-Activator™ during the daytime also.
- Ask your parents to put LM-Activator™ back in your mouth if they notice it is has fallen out. It is usually easy to fall asleep again.
- Keep your LM-Activator™ away from your pet. It has your scent so your pet will love it.

Create a habit

Your brain follows habits almost automatically. When you have used LM-Activator™ every night for four weeks, you have made it a habit!



It is easier to remember, if you always put LM-Activator™ in your mouth immediately after doing something you do every evening e.g. after brushing your teeth, putting on your pyjamas or turning off your lamp.

LM-Activator™ moves your teeth a little step every night. If you forget, your teeth will try to move back.

When you pack your bag to stay overnight away from home, remember your LM-Activator™.



Keep LM-Activator™ in the closed box when it is not used.

Track your progress


Fill in the chart or use the My LM-Activator App.

Agree on a reward e.g. after three weeks of use.

Take pictures of your teeth every month to see the change.



You can have a healthy smile!




Keep it fresh and clean

Rinse LM-Activator™ before and after use.

When needed:

- Clean with a toothbrush without toothpaste.
- Can be cleaned by immersing in boiling water.
- The box can be washed in a dishwasher.



NEW!